

335UWC

Technical Data Sheet (Preliminary) Side View White LED (0.8mm)

Features

- * Side view white LED.
- * White SMT package.
- * Lead frame package with individual 2 pins.
- * Wide viewing angle.
- * Soldering methods: IR reflow soldering.
- * Feature of the device: more light due to higher optical efficiency; extremely wide viewing angle; ideal for backlighting and coupling in light guides

Descriptions

- * Due to the package design, 335 has wide viewing angle , low power consumption ideal for light guide application.

Applications

- * Amusement equipment.
- * PDA , Cell phone, Digital Camera backlight and light source.

Device Selection Guide

Chip		Lens Color
Material	Emitted Color	
InGaN	White	Water Clear

335UWC

Absolute Maximum Ratings (Ta=25°C)

Parameter	Symbol	Rating	Unit
Reverse Voltage	V _R	5	V
Operating Temperature	T _{opr}	-40 ~ +85	°C
Storage Temperature	T _{stg}	-40 ~ +100	°C
Soldering Temperature	T _{sol}	260 (for 5 second)	°C
Electrostatic Discharge	ESD	150	V
Power Dissipation	P _d	110	mW
Forward Current	I _F	25	mA
Peak Forward Current(Duty 1/10 @ 1KHz)	I _F (Peak)	100	mA

Electro-Optical Characteristics (Ta=25°C)

Parameter	Symbol	Rank	Min.	Typ.	Max.	Unit	Condition
Luminous Intensity	I _v	T	720	860	1000	mcd	I _F =20mA
		S	500	600	720		I _F =20mA
		R	360	430	500		I _F =20mA
Viewing Angle	2θ ½	-----	-----	110	-----	deg	I _F =20mA
Forward Voltage	V _F	-----	-----	3.5	4.0	V	I _F =20mA
Reverse Current	I _R	-----	-----	-----	50	μA	V _R =5V

Notes:

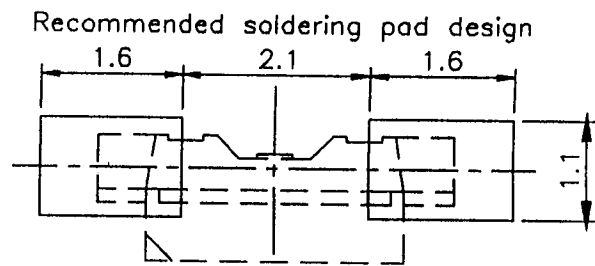
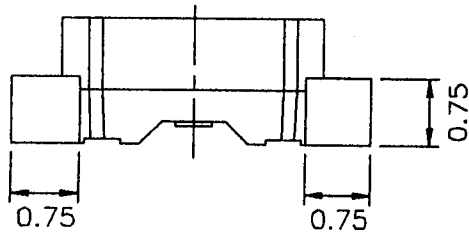
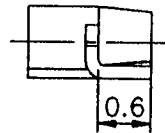
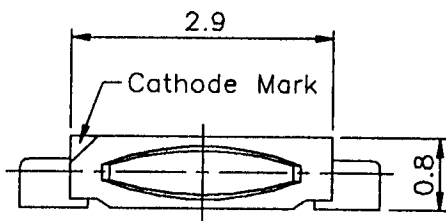
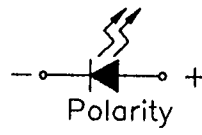
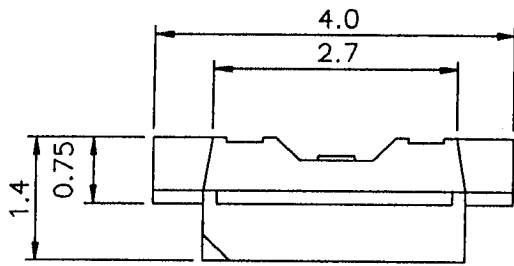
*The luminous intensity data did not including ± 15% testing tolerance.

*Tolerance of forward voltage ± 0.1V.

The products are sensitive to static electricity and care must be fully taken when handling products.

335UWC

Package Dimensions



Notes: Tolerance Unless Dimension $\pm 0.1\text{mm}$, Angle $\pm 0.5^\circ$, Unit = mm